



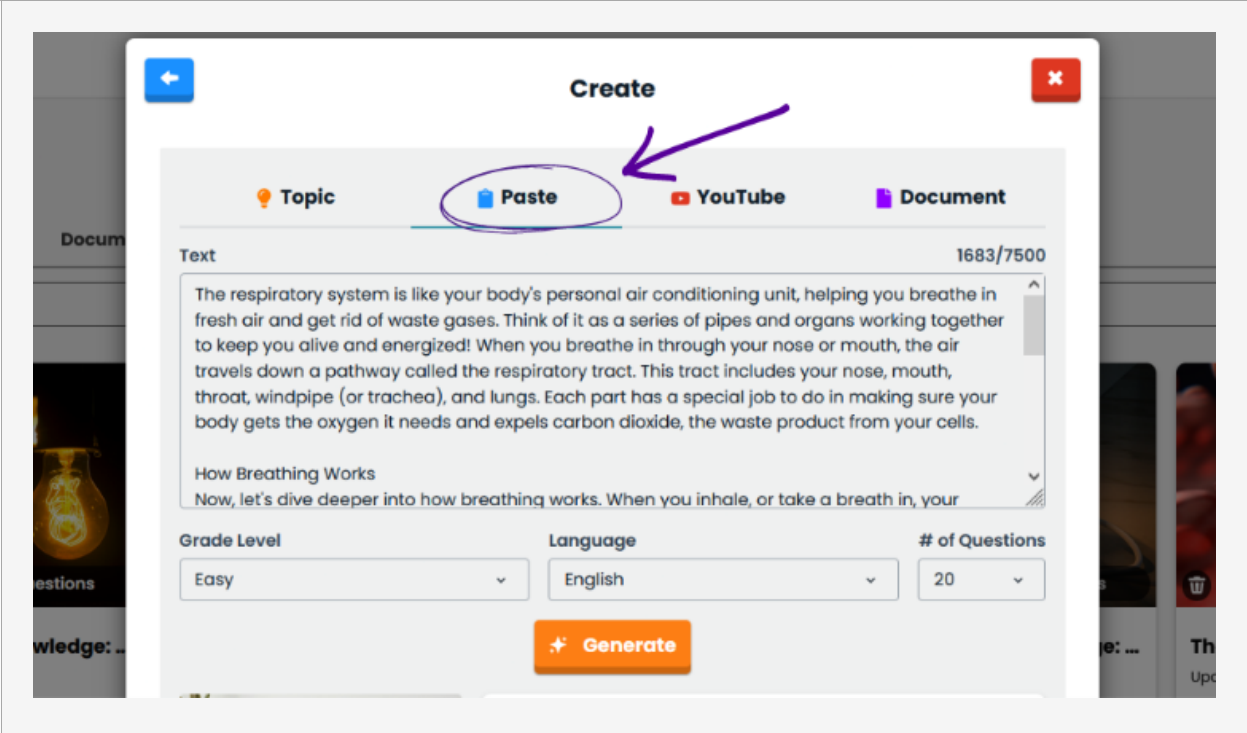
Here's 2 ways to generate a quiz from any website
3 pages

#1 - Head over to the website you want to create a quiz on and then:

1. Highlight the text from the website you want to include in your quiz
2. Right-click and select "Copy" (or use Ctrl+C on PC, Cmd+C on Mac)

3. Go to the  **Paste Tab** under  **AI Generated Quiz**
4. Right-click and select "Paste" under Text (or Ctrl+V on PC, Cmd+V on Mac)
5. Then click Generate - it's that easy!

Pro Tip: This option accepts up to 7,500 characters. If you need more than that, try the next prompt idea instead!



#2 - Follow the same technique as above, instead this time:

1. Paste the website content into either Word, Google Docs, or Notepad



2. Save the document and then upload it to the **Document Tab**



3. Click Generate, and watch the magic happen

Pro Tip: To select all of the website text, right-click and select "Select All" (or use Ctrl+A on PC, Cmd+A on Mac) before copying it.

Go try them out! Stay tuned for more guides on getting the most out of Gibbly.

CREATE A QUIZ

For a full walkthrough and more tutorials on the Gibbly platform, check out our YouTube channel:

www.youtube.com/@GibblyCo