

Collaborative Activities



Digital Poster

We've done posters forever in the classroom, right? Use Jamboard to have student collaborate on one. Plus Jamboard gives you access to TONS of images.

[Get the template](#)



Add and Pass

Use Jamboard for an add and pass activity to tell a story. Each student adds a slide with an image and some text to the story then passes it on.

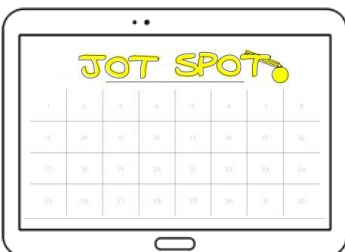
[Get the template](#)



Graffiti Wall

A Graffiti Wall is a phenomenal check in that is focused on art. Students collaborate on the wall to create a mural of thoughts or feelings.

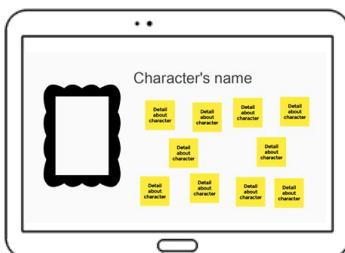
[Get the template](#) created by Kris Szajner



Jot Spot

Pose a question or have them reflect on the learning on this collaborative jam. They can use their parking spot to write or draw their thoughts down.

[Get the template](#) created by Kris Szajner

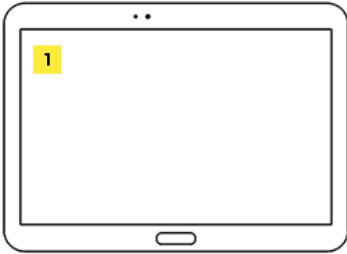


Character Notes

Have students can gather details on different characters on different frames of a jam. Add images, lots of details. Maybe draw a picture of that character!

[Get the template](#)

Remote Learning



Breakout Room Collaboration

Use Jamboard to see students working in real time in breakout rooms. Each frame number corresponds to the breakout room so everyone knows where to go!


[Get the template](#)



Finish the Doodle

Use this fun template from SlidesMania and see all of the different ways your students create art from a simple doodle!

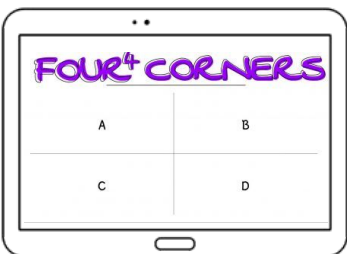
[Get the template](#) created by Paula Martinez



Guess Who

Guess who is a great game where students can share more about themselves. This can also be used for reflecting on book characters, numbers and more.

[Get the template](#) created by Kris Szajner



Four Corners

Pose a question for students with 4 potential answers or responses. Allow students to move a sticky note or write their name in the spot they feel is correct.

[Get the template](#) created by Kris Szajner



The Whole Class Jam

Everyone gets a frame in this jam. The first thing students do is write their name at the top of their jam. Then answer a question or respond to a prompt.

No template just share a Jam as "anyone with link can edit"