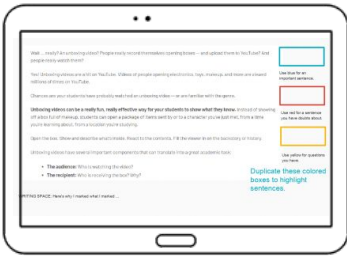


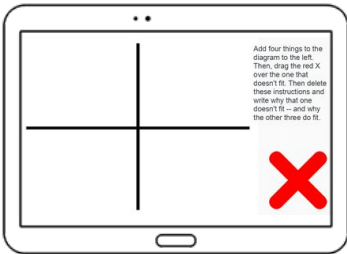
Interactive Activities



Add text to a Jam and annotate

Take a screenshot of a text. Encourage students to annotate and justify it by using the highlighter or dragging frames around important sentences.

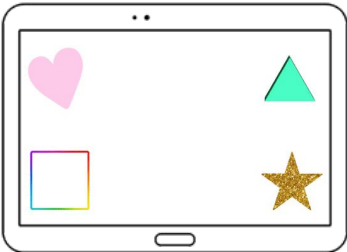
[Get the template](#)



Which one doesn't fit?

In this activity, students add images or text for four different things. The student drags a red X over the one that doesn't fit and then describes why.

[Get the template](#)



Which one doesn't belong? (GIF)

In this activity, students choose between four different things. The student adds a sticky note in the corner of the one that doesn't fit and describes why.


Get the template: [Shapes](#), [Sports](#), [Numbers](#)



Circle and guess

A fun part about learning something new is guessing. This circle and guess activity can be engaging – and get students thinking deeply.

[Get the template](#)



Drag a GIF to answer

Leave animated GIFs on a frame in Jamboard and let students drag one into a box to choose the use text box to describe why they answered as they did.

[Get the template](#)