

SAMPLE

COMPLETE THE DRAWING

CREATIVE WARM-UP ACTIVITY

COMPLETE THE DRAWING

Name: _____



COMPLETE THE DRAWING



COMPLETE THE DRAWING

Name: _____



COMPLETE THE D

Name: _____



WIN



OVERVIEW AND TIPS FOR USE

Printing Instructions

While you are welcome to print these at full size for a hallway or classroom display, if you would like to use on a bulletin board or save paper, you can print at 2 per page or 4 per page (recommended, particularly for upper grades).

When to Use This Activity


- As a warm-up for STEM or STEAM class
- Bell Ringers
- Early Finishers

Get [MORE Complete the Drawing Activities](#)



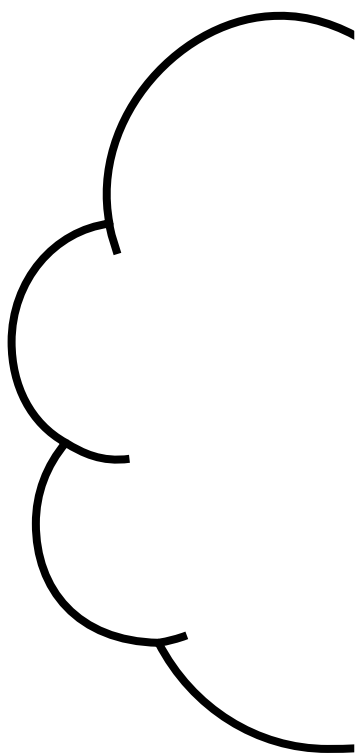
COMPLETE THE DRAWING

Name: _____



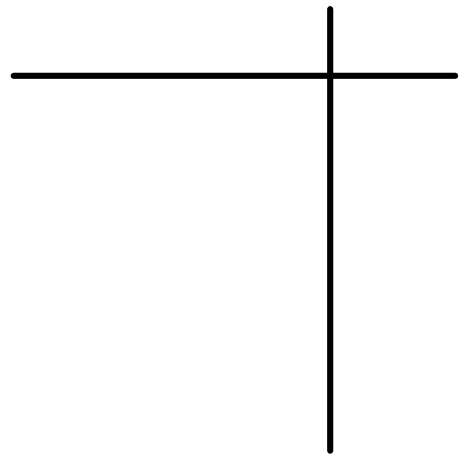
COMPLETE THE DRAWING

Name: _____



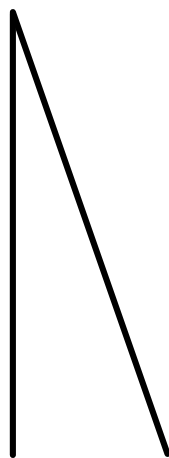
COMPLETE THE DRAWING

Name: _____



COMPLETE THE DRAWING

Name: _____



CREDITS & TOU

Kimberly Geswein Fonts
EduClips
A Perfect Blend
Creative Clips



Terms of Use: © [Meredith Anderson](#). Download of this resource gives the user the right to reproduce the pages for one classroom only. Copying any part of this document and placing it on the Internet in any form is strictly forbidden and is a violation of the Digital Millennium Copyright Act (DMCA). If you have found this resource posted online, please email me at momgineer.blog@gmail.com. Thank you for your cooperation!