

5 Ways Google Bard is Better than ChatGPT

alicekeeler.com/2023/07/30/5-ways-google-bard-is-better-than-chatgpt

Alice Keeler

July 30, 2023



Beta Testing Google Bard – ChatGPT Alternative

First, be aware that Google Bard is in Beta. It is far from perfect. I will be the first to admit there are some things that ChatGPT does better than Google Bard. The keyword however is, YET. Constantly improving, Google Bard is nipping at the heels of ChatGPT and will likely equal or surpass it soon.

1. Internet Access

If you have used ChatGPT you have famously seen the disclaimer that its information knowledge set cuts off at 2021. This means anything relevant to your query after September of 2021 won't be included. Bard has access to the internet, which allows it to provide more comprehensive and up-to-date answers to your questions.



Explain about Google Bard



As of my knowledge cut-off in September 2021, Google Bard was not a product or service offered by Google. The term "Bard" often refers to a poet or storyteller, particularly in historical or fantasy contexts, but it doesn't have any specific known association with Google's suite of products or services.



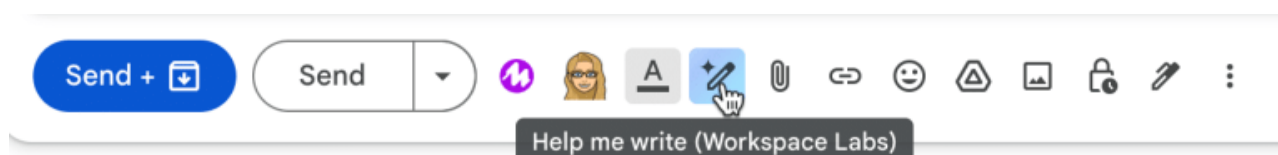
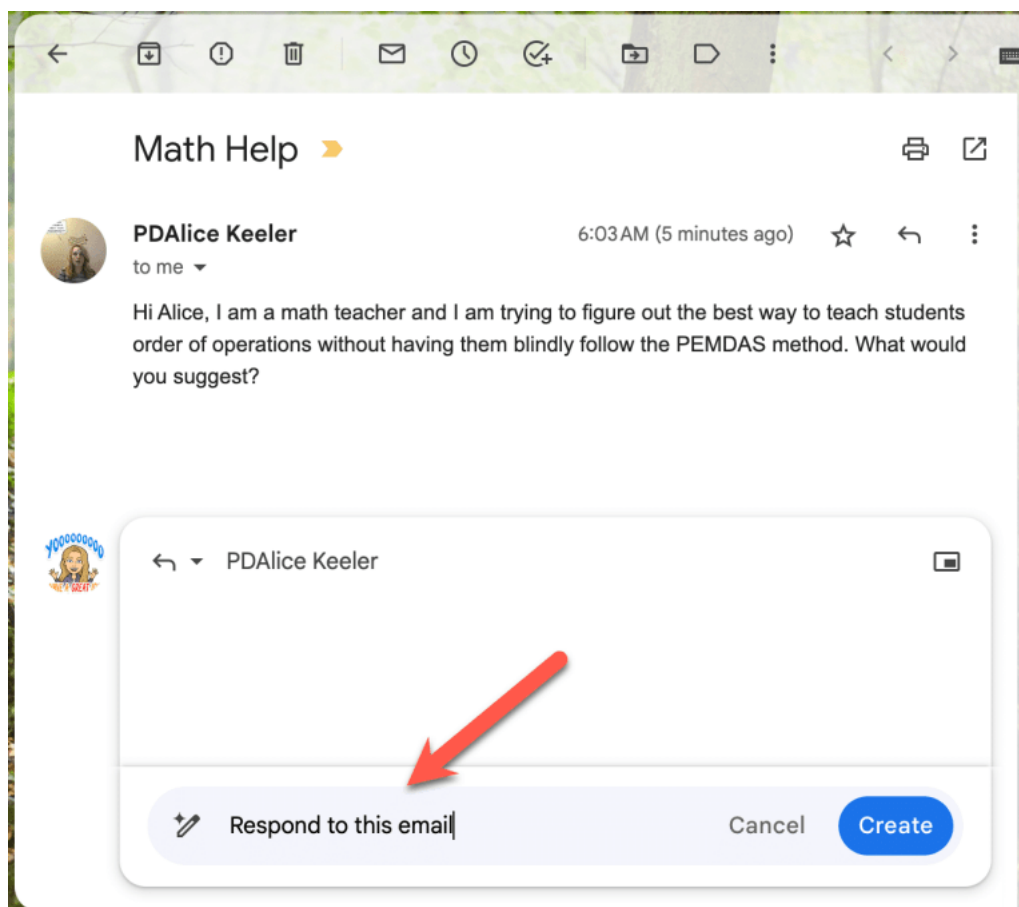
If Google Bard is a new product or feature introduced after September 2021, I apologize for not being able to provide information on it. For the most accurate and up-to-date information, I recommend checking Google's official blogs or newsroom.

2. Bard in Gmail

Sign up for Generative AI Bard in your Gmail here: goo.gle/3NFUr7F

One of my favorite uses for generative AI is to help me to write better responses to emails. I will spend a ridiculous amount of time staring at an email of an angry parent trying to figure out the right way to respond. Bard is built right into Gmail (if you sign up for the [Workspace Labs Beta](#), for now this is only on Gmail accounts and not your school accounts).

Notice the pencil with a star on it down in the toolbar of your Gmail. This will enable the "Help me write" feature. I typed "Respond to this email" to populate a quick rough draft for me to reply with.

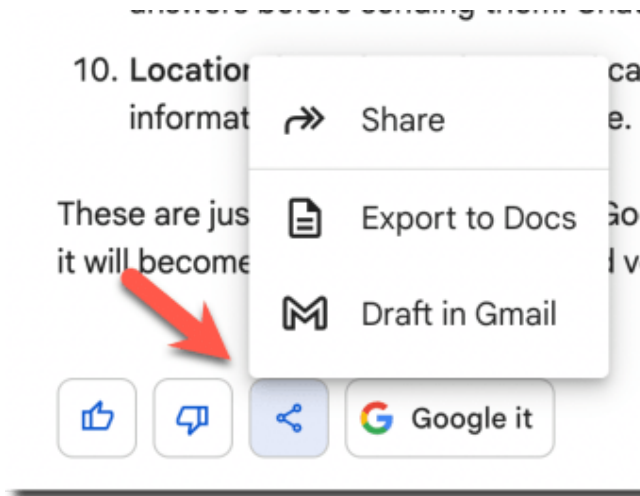


The first draft response to my email was pretty good. For funsies, I had it recreate the response and that one was less helpful. Pressing the “Recreate” button several more times I got a response that was suitable for me to use.

Generative AI is **not smarter** than you. Always analyze and adjust any output regardless of the AI platform that you use.


3. Export to Google Docs

Instead of simply copying the text you can move the response directly to a new Google Doc. This saves your response in your Google Drive. This will allow you to more easily collaborate with others around the output from Google Bard before you share it with students or parents.

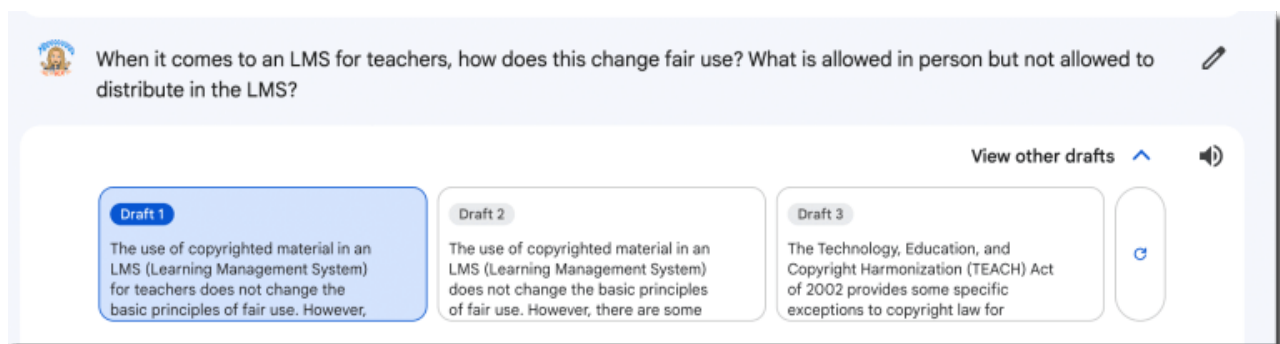


4. 3 Drafts

Google Bard is better than ChatGPT because it gives you choices. Google Bard automatically creates 3 drafts for you to choose from. Notice the “View other drafts” option in the upper right of the output.



Again, Generative AI is your sidekick, not your replacement. Having multiple drafts helps you to choose the best DRAFT that best represents your knowledge and the message you want to share.



5. Google It

I can not emphasize enough the importance of fact checking when you use generative AI. Extend your Google Bard conversation to Google to learn more and verify information. Press the “Google it” button within your Bard results.

- **Um No ChatGPT – You Are NOT Thinking**

I was making a Harry Potter themed Quizizz and was sharply reminded that ChatGPT does NOT think. Use AI but be careful trusting the output of AI. ChatGPT is not thinking

-
-