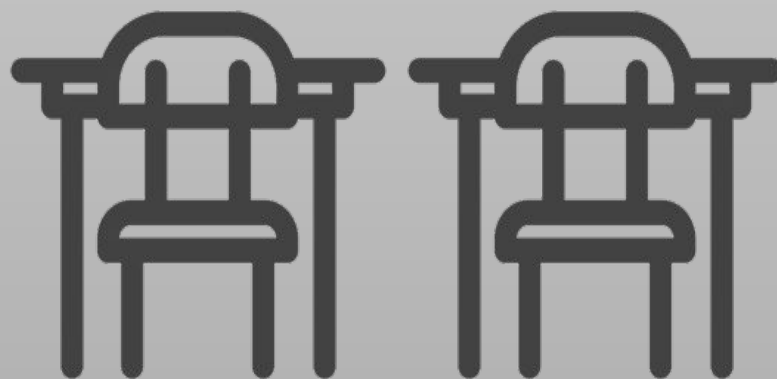



AI in the Classroom: 10+ tools for teachers



A **DITCH THAT TEXTBOOK** Guide

By Matt Miller (@jmattmiller)

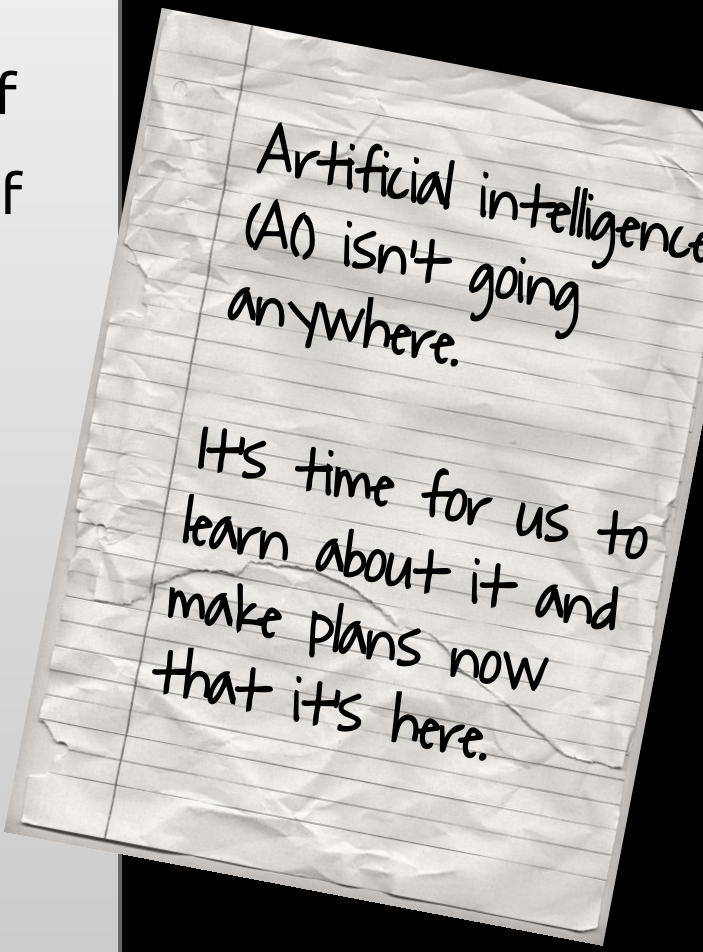
Let's make sense of AI in the classroom.

AI just stormed into the classroom with the emergence of ChatGPT, which brings up LOTS of questions ...

- How is it going to change teaching and education?
- How do we teach now that it exists?
- How can we use it?
- What should we do about it?

In this ebook, you'll find some definitions, some tools, and some ideas for using it all.

Matt



Artificial intelligence
(AI) isn't going
anywhere.

It's time for us to
learn about it and
make plans now
that it's here.



What's inside...


What is AI?.....	4
10 AI tools for the classroom	5
What is ChatGPT?.....	11
20 ways to use ChatGPT in the classroom.....	12



What is artificial intelligence?

Artificial intelligence (AI) refers to the ability of a computer or machine to perform tasks that would normally require human intelligence, such as learning, problem-solving, decision-making, and more. There are several different approaches to building AI systems, including machine learning, where a system is trained on a dataset and can improve its performance over time, and rule-based systems, where the system follows a set of predetermined rules to make decisions.

AI can be applied to a wide range of areas, including natural language processing, image and video recognition, robotics, and more. The goal of AI research is to create systems that can perform tasks at least as well as, or ideally better than, humans. AI has the potential to revolutionize many industries and transform the way we live and work, but it also raises important ethical and social questions.




10 AI tools for the classroom



1 Study more efficiently with Anki intelligent flashcards.	2 Generate new content ideas with Magic write in Canva Docs.	3 Summarize and paraphrase text with Quillbot.	4 Practice presentations with PowerPoint speaker coach.	5 Remove background from videos with Canva Video.
6 Convert words to pictures with Text to Image magic tool in Canva.	7 Convert any text in a Doc, PDF, webpage, or book to speech with Speechify.	8 Record and transcribe your meetings in real time with Otter.ai.	9 Edit writing for grammar, spelling, style and tone, with Grammarly.	10 Remove image background with Adobe Express.

Infographic provided by Ditch That Textbook

1. [Anki](#) intelligent flashcards
2. Canva [Docs Magic Write](#)
3. [Quillbot](#) text summarizer
4. PowerPoint [Speaker Coach](#)
5. [Canva Video](#) background remover
6. [Canva Text to Image](#) magic tool
7. [Speechify](#) text to speech tool
8. [Otter.ai](#) speech to text transcriber
9. [Grammarly](#) writing editor
10. [Adobe Express](#) image background remover.



1. Study more efficiently with Anki intelligent flashcards.




[Anki's smart flashcard system](#) has been around for a while, but it's still effective. It's based on spaced repetition, a concept backed by cognitive science. Anki lets you decide how often you'll see a flashcard based on how well you remember or understand its content. Its platform includes desktop software, mobile apps, web, and more.

2. Generate new content ideas with Magic Write in Canva Docs.



[Magic Write](#) is a copywriting assistant built into Canva Docs. Magic Write helps you get started writing. Just tell it what's on your mind and it'll create a starting point for you. It'll also create a new version of your existing text. It helps you brainstorm new ideas, drafts for emails, and more. It'll even adjust your writing to the tone you choose.



3. Summarize and paraphrase text with Quillbot.




[Quillbot](#) will help you paraphrase or re-write text. Paste some text into its Paraphraser and ask it to rephrase the text. It will offer lots of options for reworking it. Analyze lots of synonyms to find just the right word. Use it to help your fluency, vocabulary, tone, and style.

4. Practice presentations with PowerPoint speaker coach.



[Speaker coach](#) works inside PowerPoint to help you hone your presentation style and effectiveness. Record yourself speaking, and it'll make suggestions – like removing “umm” and watching your pace of speech. It also gives you statistics at the end that you can analyze for improvement. Speaker coach gives feedback on pace, monotone, filler words, speech refinement, originality, and inclusiveness.



5. Remove background from videos with Canva Video.




[Canva's video background remover](#) allows you to remove the background of any video with just the click of a button. No green screen? No problem! With this tool you can transport yourself, or your students, anywhere in or out of this world.

6. Convert words to pictures with Text to Image Magic Tool in Canva.



[Canva's new Text to Image Magic Tool](#) just made searching for the perfect image way easier. To use it go to Canva Apps (the 9 tile icon in the editor menu) and click on the text to image icon. There, you can start describing your image in words and watch it come to life before your eyes! Once your image is generated you can enhance your photo with the built in photo editor.



7. Convert text in a doc, PDF, webpage, or book to speech with Speechify.




[Speechify](#) is a text-to-speech tool. It will let you turn text into natural sounding voice in Google Chrome, Apple devices, and Android devices. Beyond its accessibility, it lets you consume content 2 to 3 times faster than reading. Plus, you can “read” by listening on the go.

8. Record and transcribe your meetings in real time with Otter.ai.



[Otter](#) transcribes voice into text. Even in the free plan, Otter will record and transcribe in real time (300 monthly transcription minutes for free). It even joins Zoom, Microsoft Teams, and Google Meet – even if you can’t. The more that you use Otter, the smarter it gets – and the better transcriptions you’ll receive.



9. Edit writing for grammar, spelling, style and tone, with Grammarly.



[Grammarly](#) is your online writing assistant. Using artificial intelligence, it helps you compose bold, clear, mistake-free writing. It can work inside your email client, your productivity suites, and even your social media. Grammarly's AI checks grammar, spelling, style, tone, and more.

10. Remove image background with Adobe Express.



Artificial intelligence works with images, too! Inside [Adobe Express](#), you'll find lots of "quick actions" ... little things you might do in other apps, but they're all handy in Express. Remove image background is one of those. Pull in an image and download a version of it with a transparent background. Use other quick actions like GIF and MP4 converters, video trim and resize, and more.



What is ChatGPT?

ChatGPT is an artificial intelligence chatbot. Drawing on tons and tons of data and massive processing power, it uses GPT3 technology to let users talk to the AI about practically anything.

It'll write you a song. Tell you a story. Make you a list of gifts to buy or reasons to do something.

It'll write your lesson plans. (Go ahead and try it!)

It'll even do your students' homework for them.



ChatGPT (chat.openai.com/chat) was released on November 30, 2022, the first very notable public AI chatbot. (It certainly won't be the last.)

For a comprehensive overview of ChatGPT and its impact on the classroom visit ditchthattextbook.com/ai.



How ChatGPT can actually be a force for good rather than a boon for cheaters

Educator says of ChatGPT: 'I think it'll bring an end to certain types of mindless, irrelevant, inauthentic learning activities.'

By **Matt Zalaznick** January 10, 2023



20 ways to use ChatGPT in the classroom

1



Use it as a more complex source of information than Google.

2



Use it to provide students access to lots of good examples.

3



Use it to remix student work.

4



Ask it for definitions (on a variety of levels).

5



Ask it for feedback for student work.

6



Ask it to do some teacher tasks for you.

7



Add it to the "think pair share" thinking routine.

8



Grade the bot.

9



Debate the bot.

10



Ask the bot for advice.

11



Use it to summarize texts.

12



Use it for insight into big, difficult-to-solve problems.

13



Ask ChatGPT to write your lesson plans.

14



Anticipate the response you'd expect from AI.

15



Take several responses and make a better product.

16



Create personalized learning experiences.

17



Provide tutoring or coaching.

18



Generate prompts and questions to facilitate discussions.

19



Provide information and answer questions.

20



Supplement in-person instruction.





1. Use it as a more complex, nuanced source of information than Google.



During conversations with students and in-class discussions, we can ask ChatGPT (and other tools like it) to provide us the information we need to drive a conversation forward. The bot's response isn't the first and last word in the conversation. Rather, it just provides details that we can use to discuss a topic.


2. Use it to provide students access to lots of good examples.



Artificial intelligence can give students unlimited good examples. (Note that I didn't say "great" examples, but "good.") Ask it for an essay about a certain topic. Then ask it again and it'll give you something different. Then ask it again. Then ask for a slightly different version, specifying something you'd like to see. When it's time for the student to create something of their own, much like an artist or musician, the student will draw from the examples they've seen.



3. Use it to remix student work.



Students create something for class: a story, an essay, a poem, a recap of something they've learned. Then, they can ask ChatGPT (or a similar tool) to remix it for them.

[See Donnie Piercey's example in this video.](#)

4. Ask it for definitions (on a variety of levels).



If you need a concept explained or defined, ChatGPT (or a similar tool) can provide that explanation -- and do it in as detailed or simple a manner as you'd like.

On episode 99 of the Partial Credit Podcast, Jesse Lubinsky shared that he asked for a definition of "faith" in terms a child would understand. That helped me realize that it can give definitions, descriptions, and explanations -- we expected that -- or it can level them up or down in complexity however we ask.



5. Ask it for feedback for student work.



Lots of edtech tools are letting us get feedback to students more quickly -- whether automated or through direct communication with a teacher or classmate.

ChatGPT (or a similar tool) can be another source of feedback. When students finish a written work, they can copy/paste their work into ChatGPT and ask how they can improve their writing.

6. Ask it to do some teacher tasks for you.



Ask ChatGPT (or a similar tool) to write some lesson plans for you. Or some questions for a quiz. Ask it for some jokes about your content so you can slip those into class. Of course, you don't have to use everything that it provides you verbatim. But it might give you a starting point you can modify .



7. Add it to the "think pair share" thinking routine.



I love this line of thinking from Sarah Dillard (Twitter: @dillardsarah), and [if you click on this link](#) and look at the whole thread, she explains it more. Students think about a prompt, then discuss it with a classmate. Then they do any searches they want on ChatGPT. They pair back up to discuss what they've found. Then they share with the class.

8. Ask it to do some teacher tasks for you.



This idea comes from [Jen Giffen \(@VirtualGiff\)](#). Give a writing prompt to ChatGPT (or a similar tool). It could be a different writing prompt than you'll give your students. Read the essay that the bot creates for you.

Then, give the students the rubric you'll use to grade them and ask them to grade the response from the artificial intelligence.



9. Debate the bot.



This idea comes from [Jen Giffen \(@VirtualGiff\)](#).

Let students (as individuals, in pairs or small groups, or even as a whole-group activity) debate ChatGPT (or a similar tool).

Students take one side of a debate. The AI takes the other. Students plug their points in and ask the bot to rebut.

It gives them low-stakes practice -- and as much practice as they want -- to hone their debate skills.

10. Ask the bot for advice.



This idea comes from [Jen Giffen \(@VirtualGiff\)](#).

A bot can't be a replacement for counseling or medical help. But we do take advice from friends, family ... even strangers sometimes. If students are struggling with just about anything, they can get advice from this artificial intelligence -- an AI that's working with much of the entirety of the internet as its dataset.



11. Use it to summarize texts.



If a text that your students are reading is in the dataset of ChatGPT (or a similar tool), they could always try to ask it for a summary of the whole thing -- or of certain chapters, sections, acts, scenes, etc. This is what we used SparkNotes and Cliff's Notes for years ago. Of course, SparkNotes and Cliff's Notes were controversial in the past -- "if they read those, they'll never read the text!" -- but eventually we found ways that they could support learning, too.

12. Use it for insight into big, difficult-to-solve problems.



If you -- or your students -- come up with a math or science problem bigger than you know how to solve (or don't want to take the time to solve), ask ChatGPT (or a similar tool).

If it can solve it, it'll show you an answer. But, more importantly, you'll gain some insight into the process of solving it. And even if it can't solve it, it'll tell you why.



You could also ask it bigger societal questions to see what it would say. I asked it how to solve world hunger, and here's what I got:



how do you solve world hunger



Eliminating world hunger is a complex and multifaceted challenge that requires the efforts of governments, international organizations, and individuals around the world. Some strategies that have been proposed to address this issue include: 👍 👎

1. Increasing agricultural productivity: This can be done through the use of advanced technologies such as precision farming and genetically modified crops, as well as by improving infrastructure and access to education and training for farmers.
2. Reducing food waste: Up to one-third of all food produced in the world is lost or wasted, which represents a significant opportunity to increase food availability. Reducing food waste can be achieved through better storage and transportation systems, as well as by increasing awareness about the issue.
3. Improving distribution systems: In many cases, food is available, but it is not distributed effectively to those who need it most. Improving distribution systems, including supply chains and transportation networks, can help get food to the people who need it.
4. Promoting economic development: Economic growth can lead to increased food production and greater access to food, as well as the resources and infrastructure needed to address food insecurity.
5. Providing emergency food aid: In times of crisis, such as during natural disasters or armed conflict, providing emergency food aid can help prevent starvation and malnutrition.

Ultimately, addressing world hunger will require a combination of these and other approaches, as well as strong political will and sustained commitment from governments and other organizations.

Regenerate response

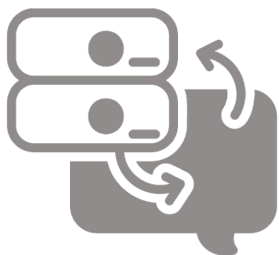


13. **Ask ChatGPT to write your lesson plans.**



ChatGPT CAN write your lesson plans for you. Again, it's all about asking the right questions. Take a curriculum standard and ask it to write a lesson plan for you. Then modify it to meet the needs of your class. It won't be perfect but it will give you a good start if you're looking for ideas or need an outline.

14. **Anticipate the response you'd expect from AI.**



If your students have been studying a topic, this could be a great retrieval / brain dump activity -- and a way of ranking the importance of all the things they've learned about the topic.

Tell them that you're going to ask ChatGPT (or a similar tool) to summarize what they've been studying. Ask them what they think the bot will say. It'll prompt them to recall knowledge from their memory.




15. Take several responses and make a better product.



Ask it to answer a question or write something for you. Then ask it again ... and again ... and again. Get five (or more!) versions of the same prompt.

Have students (individually, in pairs/small groups, or even ask a class) take the best parts from those versions and turn it into a better final product.

16. Create personalized learning experiences.



Response from ChatGPT to "How can AI be used to help teach in the classroom?"

AI can be used to create personalized learning experiences for students by adapting the content and pace of instruction to each student's needs and abilities. This can be achieved through the use of adaptive learning software, which adjusts the material based on the student's performance.

Source: ChatGPT via chat.openai.com (2022)



17. Provide tutoring or coaching.

Response from ChatGPT to "How can AI be used to help teach in the classroom?"



AI can be used to provide one-on-one tutoring or coaching to students, either in person or remotely. This can be particularly useful for students who may not have access to human tutors, or for subjects that are difficult to teach in a traditional classroom setting.

Source: ChatGPT via chat.openai.com (2022)

18. Generate prompts and questions to facilitate discussions.

Response from ChatGPT to "How can AI be used to help teach in the classroom?"



I can be used to facilitate discussions among students by posing questions and prompts that encourage critical thinking and encourage students to engage with the material in a deeper way.

Source: ChatGPT via chat.openai.com (2022)



19. Provide information and answer questions.

Response from ChatGPT to "How can AI be used to help teach in the classroom?"



I can be used to provide students with information on a wide range of topics, and to answer their questions on those topics. This can be particularly useful for subjects that may be difficult to understand or that require a lot of background knowledge.

Source: ChatGPT via chat.openai.com (2022)

20. Supplement in-person instruction.



Response from ChatGPT to "How can you (ChatGPT) be used to help teach in the classroom?"

I can be used to supplement in-person instruction by providing additional resources and materials for students to explore on their own, or by offering additional support and assistance outside of the classroom.

Source: ChatGPT via chat.openai.com (2022)

Looking for more ideas?



Check out the Ditch That Textbook blog!

Head over to

DitchThatTextbook.com

to browse articles, search for specific topics or check out the different pages available. You'll find new articles about a wide variety of topics related to creativity, technology and innovation.

About the author

Matt Miller taught in public schools for more than 10 years, teaching all levels of high school Spanish. In his career, he planned nearly 12,000 class lessons. He taught more than half a million instructional minutes. And he graded work for nearly 2,000 days of class. He's an award-winning author of five books. Matt is a Google Certified Innovator, Microsoft in Education Expert, and two-time Bammy! Awards nominee. His Ditch That Textbook blog encourages tens of thousands of educators in more than 100 countries to use technology and creative ideas in teaching. Connect with Matt via email

(matt@DitchThatTextbook.com), Twitter:

[@jmattmiller](#), [on YouTube](#), [on Pinterest](#), [on Facebook](#), and [on TikTok](#).



Bring Matt to your school/event!

Teachers leave Matt's keynote speeches, workshops, and sessions **empowered, energized, and equipped** to level up their teaching in class tomorrow.

In 7+ years, he has worked with educators in 40+ states and 6 countries (in-person and virtually). He's presented keynotes, workshops, and sessions at **more than 300 events** at schools, school districts, and conferences.

He's been sought out by companies like **Google, Microsoft, Samsung, Viewsonic, Adobe, Cisco**, and more.

*"Matt was awesome and just what our district needed. He was an **engaging, dynamic and relatable** presenter." – Director of Student Achievement*

*"Since his presentation, we have received many comments from staff regarding how they are using the technology ideas in their classrooms. Many are using it as part of the curriculum planning for next year, while others have **already started using the programs in their current classrooms.**" – Director of Curriculum and Instruction*

*"Matt Miller is ahead of the game! He has incredible insight into engaging students in ways that are **FUN!** His **energy level is off the chart**, and he interacted with our staff on a personal level." – Principal*

More information: Email hello@ditchthattextbook.com for availability, details, and pricing.

