

1000

FREE

templates
to use in class
tomorrow



**DITCH THAT
TEXTBOOK**

Table of Contents

30 Canva Templates.....	3
30 Google Slides Templates.....	10
20 Jamboard Templates.....	17
10 Google Forms Templates	22
5 Google Docs Templates.....	25
5 Genially Game Templates	27






Canva Templates



**DITCH THAT
TEXTBOOK**

Canva Back to School Templates



Favorites Ice Breaker

Take turns rolling the dice and responding to favorites. Present on a screen or print for students.

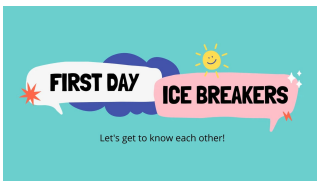
[Get the template](#)



Roll and Tell

Get to know each other with this roll and tell template. Present on a screen or print for students.

[Get the template](#)



First Day Ice Breakers

A great first week activity. Can be used with PearDeck or Jamboard to make it interactive!

[Get the template](#)



Spot the Not

Similar to "Two truths and a lie" spot the not is a fun activity for students to share more about themselves.

[Get the template](#)

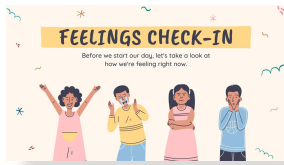


Self Portrait

A quick and fun blended learning activity. Students will complete a self portrait following the directions and will discuss afterwards.

[Get the template](#)

Canva Bell Ringers and Exit Tickets



Feelings Check-in

A feelings check-in can be done at any time but at the beginning of class each day is a great time to try it. Can be presented in PearDeck or Jamboard to make it interactive.


[Get the template](#)



Menu

Have your students choose one and write their own math problems for the class. Your daily math warm-ups are done and the problems have real-world application.

[Get the template](#)



Comic Strip

A comic strip can be a great bell ringer or exit ticket. Have students summarize what they learned. Can be downloaded and uploaded to Google Slides too.


[Get the template](#)



3-2-1 Exit Ticket

Have students share 3 keywords from the lesson, 2 questions they still have and one important thing they learned.

[Get the template](#)

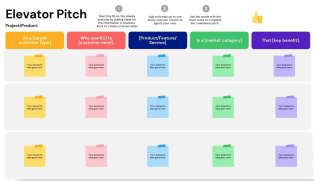


End of Lesson Exit Ticket

Take 5 minutes at the end of the lesson to have students complete this exit ticket. Can be printed or shared on the screen and completed on paper.

[Get the template](#)

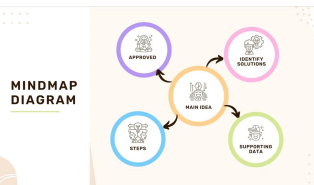
Canva Brainstorming Templates



Elevator Pitch

A great addition to an engineering/game/digital content design unit. Students will work together to create an elevator pitch for their project.

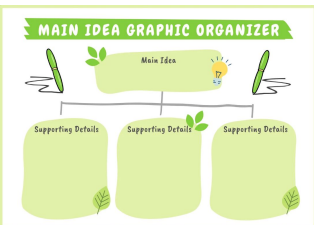
[Get the template](#)



Mind Map

Use this mind map to capture students' thinking. Edit as needed to fit your class.


[Get the template](#)



Main Idea Graphic Organizer

Use this graphic organizer with any text to help students pull out important information.

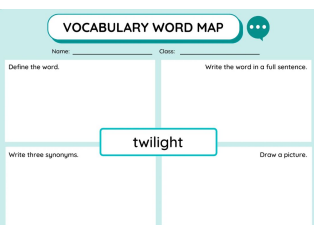
[Get the template](#)



Hexagonal Thinking

Students will work on making connections between ideas with this visually appealing graphic organizer. Learn more about [Hexagonal Thinking here](#).

[Get the template](#)



Vocabulary Word Map

A simple but effective vocabulary word map that can be used in all subject areas and at most grade levels.

[Get the template](#)



**DITCH THAT
TEXTBOOK**

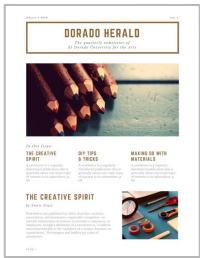
Canva Communication Templates



Social Graphic

Use this social graphic to share information about things going on in your classroom or at school or have students design it for you.

[Get the template](#)



Newsletter

Challenge your class to write a monthly newsletter. Give each group a different section to write and have one "editor" each month put it all together. You can upload it to a class Google site or SeeSaw to share with parents.

[Get the template](#)



Class Website

Did you know that Canva has websites? Bring the beautiful designs of Canva to you class website. You can create a URL in Canva or use your own domain.

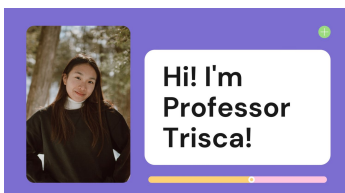
[Get the template](#)



Google Classroom Banner

If you use Google Classroom then you know that an engaging banner makes your virtual classroom more fun for everyone. Canva has tons of templates to choose from.

[Get the template](#)



All About the Teacher

Need a Back to school night presentation? Done. Edit this template ([or choose another](#)) an present right inside of Canva!

[Get the template](#)



**DITCH THAT
TEXTBOOK**

Canva Game Templates



This or That

A great brain break for students and they discuss which image they prefer. Use the images in the template or swap out your own.

[Get the template](#)



Alphabet Chain

A fun game for students where they come up with words that fit a certain category but with a twist! *Directions are included on the second page.* Use the categories in the template or use your own.


[Get the template](#)



The Emoji Game

Use the emojis on each page as clues to figure out the English proverb. Swap out your own and change the categories. You could do movie or book titles too!

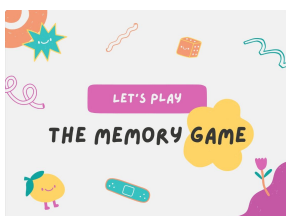
[Get the template](#)



Boggle

You can print this game or present on the screen. Students will try to make words by connecting the letters. Points vary based on word length.

[Get the template](#)



Memory Game

A digital version of Memory. Students will click to turn over two cards. If they don't match they will click undo to turn them back over.

[Get the template](#)

Canva Worksheets/Printables



Printable Research Report

There are so many printable research reports in the templates library. Choose one that goes with whatever you're studying, edit the template or grab a blank one.

[Get the template](#)



Trace the Letters

Tracing is an important part of learning to print. These Canva templates are easily editable to fit your class. Need to work on C? They have it! Or edit and have your students' names be the words they trace instead.

[Get the template](#)



Writing Picture Prompt

A simple writing prompt with a picture, word bank and editing checklist. Swap out the picture and the word bank to change the prompt.


[Get the template](#)



Meet My Hero Writing Prompt

Students can use this colorful, comic-inspired, background to write a story about their own hero.

[Get the template](#)



End of Term Survey

A great way to have students reflect on their time in your class is with an end of term survey. Edit the questions as needed then print it out for students to use to give feedback.

[Get the template](#)



**DITCH THAT
TEXTBOOK**

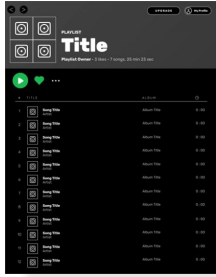


Google Slides Templates



**DITCH THAT
TEXTBOOK**

Google Slides Social Media Templates



Spotify Playlist

How students might curate a playlist could speak to what they've learned about content in your class. Have them explain why certain songs make their list.

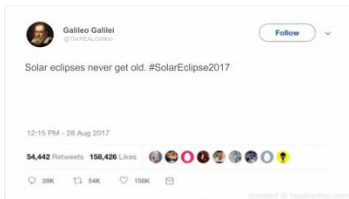
[Get the template](#)



Instagram Stories

You don't need the Instagram app to create the Instagram Stories experience. You just need Google Slides!

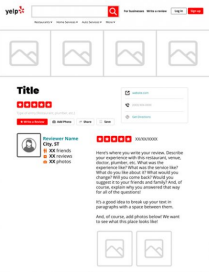
[Get the template](#)



Tweet for Someone

What would happen if a character in a story tweeted about an event in the story? Or about a current event? You can create those tweets with Slides!


[Get the template](#)



Yelp Review

How would someone rate the experience of visiting a location you're studying? Or the services of a character in a book?

[Get the template](#)

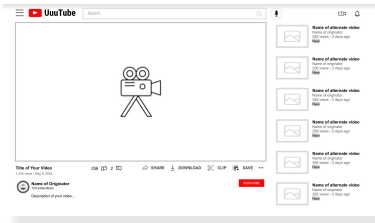


Tik Tok Template

Let's use an app that millions of students already have access to – Google Slides – to recreate the TikTok experience instead of using the app.

[Get the template](#)

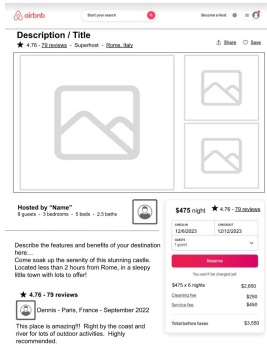
Google Slides Social Media Templates



YouTube Channel

The YouTube template allows students to create their own Youtube channel. Create a video and insert it in the template in Google Slides.

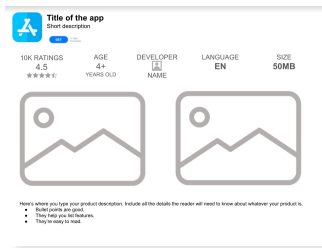
[Get the template](#)



Air BnB

How would you review the home of a character you're studying? Or the residence of an historical figure? So much potential with this template!

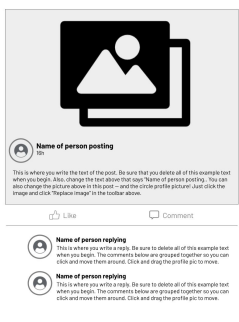
[Get the template](#)



Apple Review

The App Store is a hub for app reviews. Users leave star ratings and their honest opinions about the apps they use. Create your own review with Google Slides.

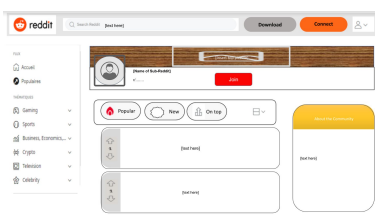
[Get the template](#)



Social Media Reply

How would you reply to a social media post by a classmate? What about a post by a celebrity? Replying appropriately on social media is a skill.

[Get the template](#)



Reddit

Reddit is a very popular social news website that our students will likely use in the future. Teach them how to use it ethically and responsibly with this template.

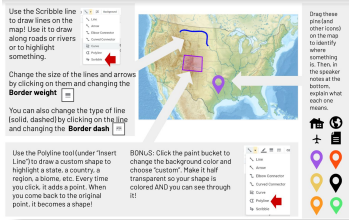
[Get the template](#) created by Bryan Robitaille-Vézeau

Google Slides Interactive Activities

Interactive Map

This interactive map template will have you doing more with maps than you realized! Add a map background then start adding your own content!

[Get the template](#)



Virtual Field Trip Postcard

This template lets students write about their experience on a virtual field trip. It's a great way for them to summarize and reflect what they've just seen!


[Get the template](#)



Caption This

When you add a speech bubble or thought bubble to an image, you let students speak or think for the subject of the photo. Insert your own photo and try it!


[Get the template](#)



Comic Strip

Comic strips captivated us as children. Use this template to tap into that energy in the classroom with comic strips!

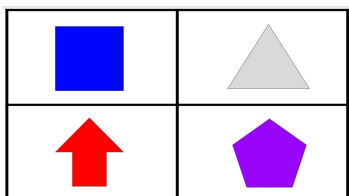
[Get the template](#)



Which One Doesn't Belong

Since there is no "right answer" students can use their observations and mathematical reasoning to justify why their choice is correct.

[Get the template](#)



Google Slides Interactive Activities

The UNBOXING VIDEO PLANNING GUIDE



Unboxing Video

The Unboxing Video Planning Guide is a 3-page document that guides students through the planning and recording process of doing an unboxing video.

[Get the template](#)

Infographic

The Great Big Icon Board is a massive 20" x 10" board with plenty of space for all your students' ideas.

[Get the template](#)

Storyboard

A storyboard is a graphic organizer that consists of illustrations or images displayed in sequence. Use this graphic organizer to plan a video.

[Get the template](#)

Shades of Meaning

This template will help your students broaden their vocabulary and understand the nuanced differences between words.

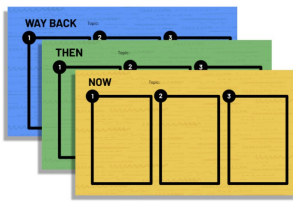
[Get the template](#) H/T to Tony Vincent for the idea

Blackout Poetry

Blackout poetry is a fun way to manipulate text and create with it. You can do it with markers OR Google Slides!

[Get the template](#)

Google Slides Exit Tickets



Now, Then and Way Back

You can use this simple protocol as a bell ringer or exit ticket. It has three parts: Now (recent), then (not long ago) and way Back: (awhile back)

[Get the template](#)

Design a T-Shirt

Use this template and modify to have students design their very own t-shirt that showcases what they learned that day.

[Get the template](#)

Design a t-shirt that represents something you learned today.



4 Step Summary

Use this template to have students summarize what they have learned in a concise way.

[Get the template](#)

Summarize what you learned today in just four steps.

A template for a 4-step summary. It consists of four numbered boxes arranged in a 2x2 grid. The boxes are numbered 1, 2, 3, and 4.

Share a Big Win

Use this template and modify to have students identify a big win they had during the week.

[Get the template](#)

What's a big win you had in this class or another class this week?



Describe to a Child


Have students come up with a way to explain what they learned simply but clearly as if they were explaining it to a much younger classmate.

[Get the template](#)

If you had to describe what you learned today very simply to a young child, how would you describe it?




Google Slides Game Templates



Family Feud

Games can make class and professional development more fun! Here is a template to create a Family Feud-style.

[Get the template](#) & [See the tutorial Post](#)



Jeopardy Game Template

Google Slides and PowerPoint can be used to create lots of different games. Try editing this one to create your own Jeopardy game.

[Get the template](#)



Who Wants to be a Millionaire

Try editing this Google Slides template to create your own Who Wants to Be a Millionaire game.

[Get the template](#)



Would You Rather Snapchat Game

The classic "choose between two options" game. Students snap a selfie with the webcam on their device with them pointing up or down to their answer.

[Get the template](#)



This or That

In this game, students drag an outline on their choice and then describe why they made that choice in the text box at the bottom.

[Get the template](#)



Jamboard Templates


Jamboard Bell Ringers, Exit Tickets



Take attendance

Write each student's name on a sticky note and copy the jam for each day. Students pull their name to the top if they are present. Those left are absent.

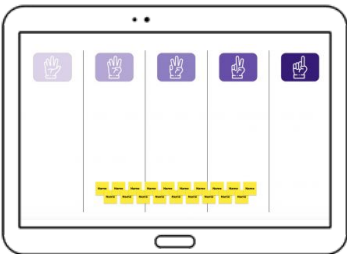
[Get the template](#)



Brain dump

Retrieval practice tells us that a "brain dump," where we recall everything we can about a topic. Provide a space where students can do a brain dump.


[Get the template](#)



Fist to five

This engagement strategy is a multi use check in. You can use it at the beginning of a lesson and then have students move their post it as the lesson closes up.

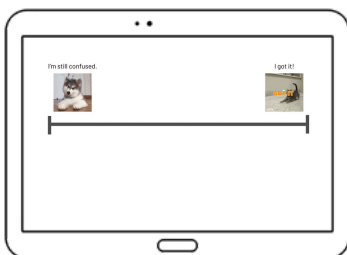
[Get the template](#) created by Kris Szajner



How do you feel?

Begin your day with a feelings inventory. Have students write their name on a sticky and place it in the appropriate corner. Use shapes to be anonymous.

[Get the template](#)

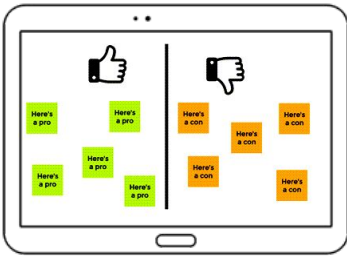


Confused/Got it? Check in

A quick mid-lesson check can be made more fun with an animated GIF. Students add their name with text or sticky. Or use shapes to be anonymous.

[Get the template](#)


Jamboard Engagement & Community Building



Pros/Cons discussion

Give students a situation and let them debate the pros and cons. They can do this on their own individual frames in a jam or all together on one big frame.

[Get the template](#)



Top 10 list

Students can collect the best items and then justify why they fit the collection easily in a jam by adding images, text, sticky notes or even drawings.

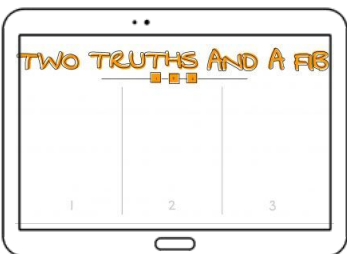
[Get the template](#)



Mad Libs

Have students write out their words on one frame. Then, they can cut the sticky notes with the words and paste them on the second page, with the story.

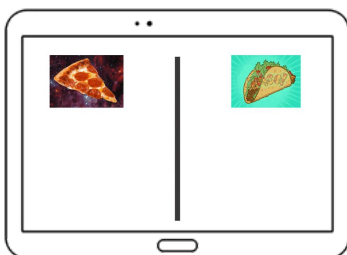
[Get the template](#)



Two truths and a fib

Start your year off right with a great get to know you game. Use this template to have students share about themselves in a fun and collaborative platform.

[Get the template](#) created by Kris Szajner

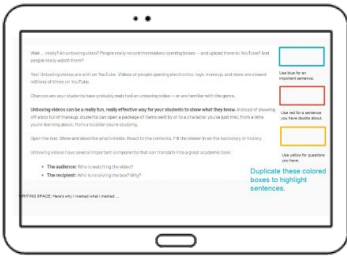


Would you rather?

A simple but lively discussion about the preference of on one thing over another can be a fun way to get kids talking and build community.

Get the templates: [Pizza or Tacos](#), [Superheros](#), [Cat vs Dog](#)

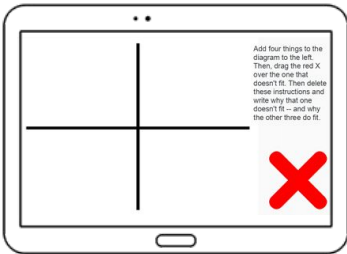
Jamboard Interactive Activities



Add text to a Jam and annotate

Take a screenshot of a text. Encourage students to annotate and justify it by using the highlighter or dragging frames around important sentences.

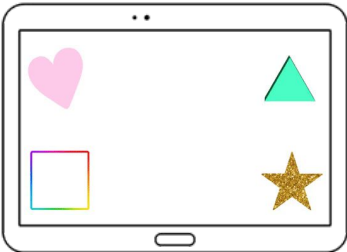
[Get the template](#)



Which one doesn't fit?

In this activity, students add images or text for four different things. The student drags a red X over the one that doesn't fit and then describes why.

[Get the template](#)



Which one doesn't belong? (GIF)

In this activity, students choose between four different things. The student adds a sticky note in the corner of the one that doesn't fit and describes why.


Get the template: [Shapes](#), [Sports](#), [Numbers](#)



Circle and guess

A fun part about learning something new is guessing. This circle and guess activity can be engaging – and get students thinking deeply.

[Get the template](#)

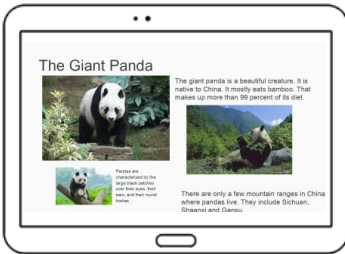


Drag a GIF to answer

Leave animated GIFs on a frame in Jamboard and let students drag one into a box to choose the use text box to describe why they answered as they did.

[Get the template](#)

Jamboard Collaborative Activities



Digital Poster

We've done posters forever in the classroom, right? Use Jamboard to have student collaborate on one. Plus Jamboard gives you access to TONS of images.

[Get the template](#)



Add and Pass

Use Jamboard for an add and pass activity to tell a story. Each student adds a slide with an image and some text to the story then passes it on.

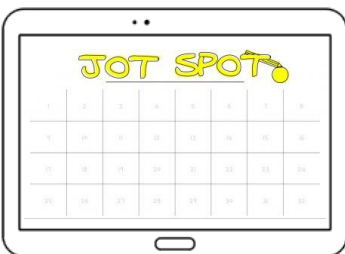
[Get the template](#)



Graffiti Wall

A Graffiti Wall is a phenomenal check in that is focused on art. Students collaborate on the wall to create a mural of thoughts or feelings.

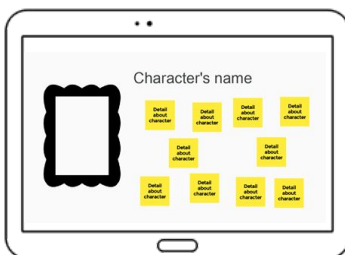
[Get the template](#) created by Kris Szajner



Jot Spot

Pose a question or have them reflect on the learning on this collaborative jam. They can use their parking spot to write or draw their thoughts down.

[Get the template](#) created by Kris Szajner



Character Notes

Have students can gather details on different characters on different frames of a jam. Add images, lots of details. Maybe draw a picture of that character!

[Get the template](#)

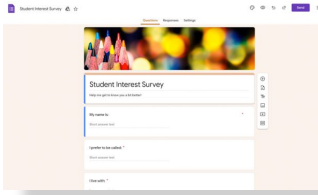


Google Forms Templates



**DITCH THAT
TEXTBOOK**

Google Forms Templates

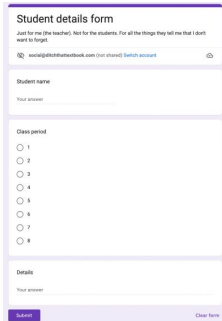


Student Interest Survey

When we know our students we build a level of trust. So how do we find out what students are into?

Student interest surveys!

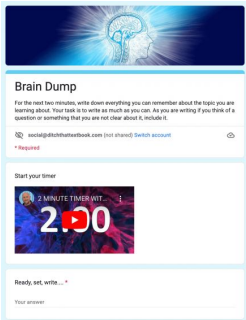
[Get the template](#)



Google Forms Database

Sometimes, you learn little things about your students at surprising times. Interesting things. Important things. Keep track with this form.

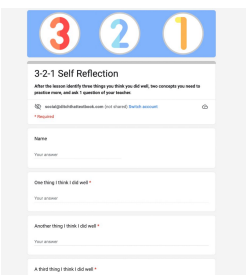
[Get the template](#)



Brain Dump

The idea here is simple: get everything you've learned out of your brain. Type it out then click submit. It's like a dump truck. Tip the bed over and get that stuff out!

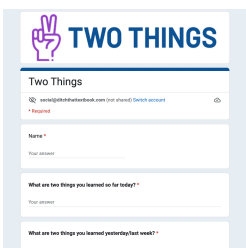
[Get the template](#)



3-2-1 Self Reflection

Students will identify three things they did well, two concepts they need to practice more, and ask 1 question of their teacher.

[Get the template](#)




Two Things Protocol

Encourage retrieval and participation. Jotting down just two things gives students a simple way to think about what they have learned.

[Get the template](#)



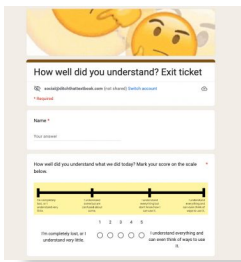
Google Forms Templates



Quiz Maker

Embed a video in the first part of the quiz then challenge students to create a multiple choice question for the video.

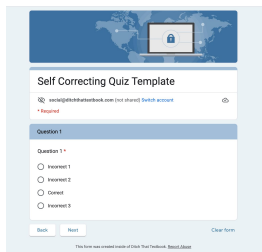
[Get the template](#)



How well did you understand?

Sometimes a simple linear scale is a great way to gauge how well students feel that they understood a lesson. Get the data in a spreadsheet for easy analyzing.

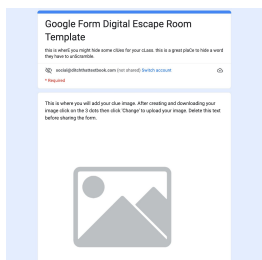
[Get the template](#)



Self Correcting Quiz

A self correcting form adds an extra element of gamification and fun because the user must go back to the question and try again in order to advance.

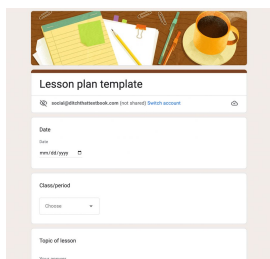
[Get the template](#)



Digital Escape Room

In a Google Form digital escape room everything you need to figure out the clues and unlock the locks are all inside the form. No clicking around for clues.

[Get the template](#) [Get the Tutorial Slides](#)



Magic Automatic Lesson Planner

You can use Google Forms to create a lesson planner that creates documents – automatically! – with all your plans in a format nicely designed by you!

[Get the template](#) [Get Step by Step Instructions](#)



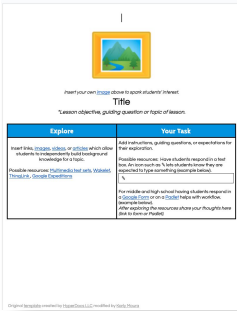


Google Docs Templates



**DITCH THAT
TEXTBOOK**

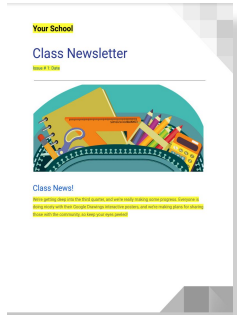
Google Docs Templates



Explore-Explain-Apply Lesson Plan Template

Put learning in the hands of your students. Use the Explore Explain Apply method to guide your blended learning lesson planning.


[Get the template](#)



Madeline Hunter Lesson Plan Template

This template was created using the Madeline Hunter framework with the Reading Rainbow template in Google Docs.


[Get the template](#)



Simple Google Docs Lesson Plan Template

Sometimes simple is best. This Google Docs lesson plan template provides an easy to adapt outline for you to write your lesson plans from.


[Get the template](#)



Customized Newsletter Template

Make solid connections with families by creating custom email newsletters for every student. It's easy with Google Docs, Sheets and Forms templates.

[Get the template](#)



Virtual Field Trip Observation Journal

Ask students to jot down their observations while on a virtual field trip. You can have them use this journal while on a trip of your choosing.

[Get the template](#)



**DITCH THAT
TEXTBOOK**



genially
Templates



**DITCH THAT
TEXTBOOK**

Genially Game Templates



Hidden Picture Game

Pique your students' curiosity with this interactive template for creating a game in which they guess what image is hidden behind the pieces.

[Get the template](#) [Watch the tutorial video](#)



Spaceship Quiz

Hold on tight, the spaceship is taking off! Use this template to create a quiz in which your students' mission is to stop aliens from invading planet Earth.

[Get the template](#) [Watch the tutorial video](#)



Guess the Character

Use this template to create a game in which your students will have to guess which character is hiding behind the clues. They'll learn while they play!

[Get the template](#) [Watch the tutorial video](#)



Interactive Flashcards

Create fun and interactive flashcards to accompany any lesson or video!

[Get the template](#) [Watch the tutorial video](#)



Snakes and Ladders

Create your own version of the popular 'Snakes and Ladders' game with this interactive template. Edit the instructions your way and add prizes and surprises

[Get the template](#) [Watch the tutorial video](#)



Looking for more ideas?



Check out the Ditch That Textbook blog!

Head over to

DitchThatTextbook.com

to browse articles, search for specific topics or check out the different pages available. You'll find new articles about a wide variety of topics related to creativity, technology and innovation.

About the author

Matt Miller taught in public schools for more than 10 years, teaching all levels of high school Spanish. In his career, he planned nearly 12,000 class lessons. He taught more than half a million instructional minutes. And he graded work for nearly 2,000 days of class. He's an award-winning author of five books. Matt is a Google Certified Innovator, Microsoft in Education Expert, and two-time Bammy! Awards nominee. His Ditch That Textbook blog encourages tens of thousands of educators in more than 100 countries to use technology and creative ideas in teaching. Connect with Matt via email

(matt@DitchThatTextbook.com), Twitter:

[@jmattmiller](https://www.youtube.com/@jmattmiller), [on YouTube](https://www.youtube.com/@jmattmiller), [on Pinterest](https://www.pinterest.com/jmattmiller/), [on Facebook](https://www.facebook.com/jmattmiller/), and [on TikTok](https://www.tiktok.com/@jmattmiller).



Bring Matt to your school/event!

Teachers leave Matt's keynote speeches, workshops, and sessions **empowered, energized, and equipped** to level up their teaching in class tomorrow.

In 7+ years, he has worked with educators in 40+ states and 6 countries (in-person and virtually). He's presented keynotes, workshops, and sessions at **more than 300 events** at schools, school districts, and conferences.

He's been sought out by companies like **Google, Microsoft, Samsung, Viewsonic, Adobe, Cisco**, and more.

*"Matt was awesome and just what our district needed. He was an **engaging, dynamic and relatable** presenter." – Director of Student Achievement*

*"Since his presentation, we have received many comments from staff regarding how they are using the technology ideas in their classrooms. Many are using it as part of the curriculum planning for next year, while others have **already started using the programs in their current classrooms.**" – Director of Curriculum and Instruction*

*"Matt Miller is ahead of the game! He has incredible insight into engaging students in ways that are **FUN!** His **energy level is off the chart**, and he interacted with our staff on a personal level." – Principal*

More information: Email hello@ditchthattextbook.com for availability, details, and pricing.

